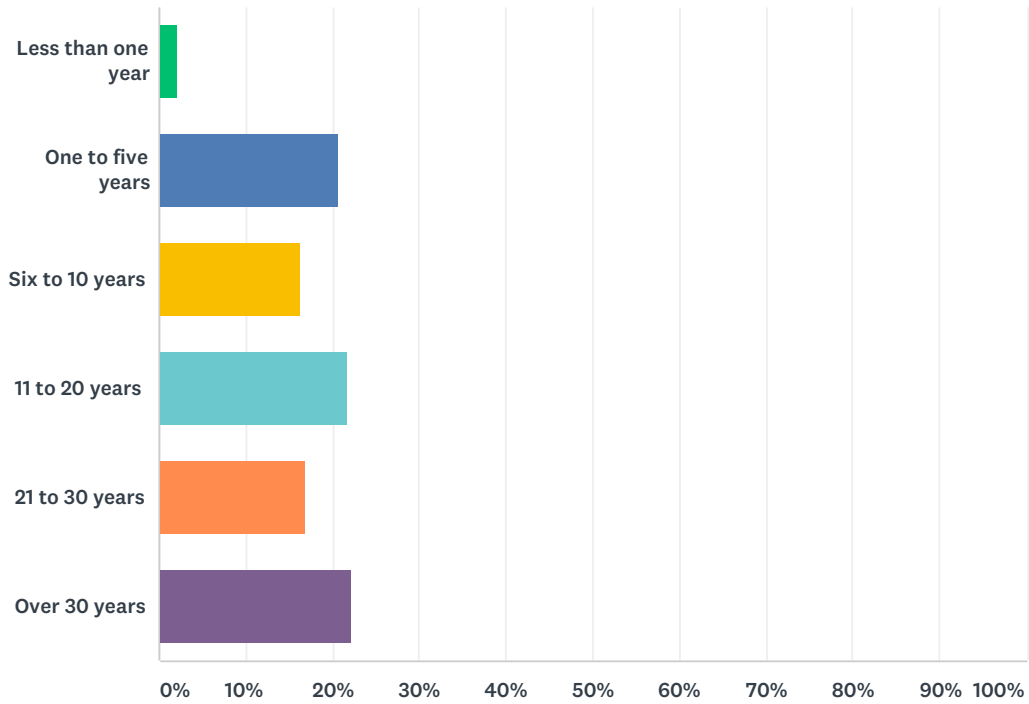


Q1 How long have you lived in Glen Ellyn?

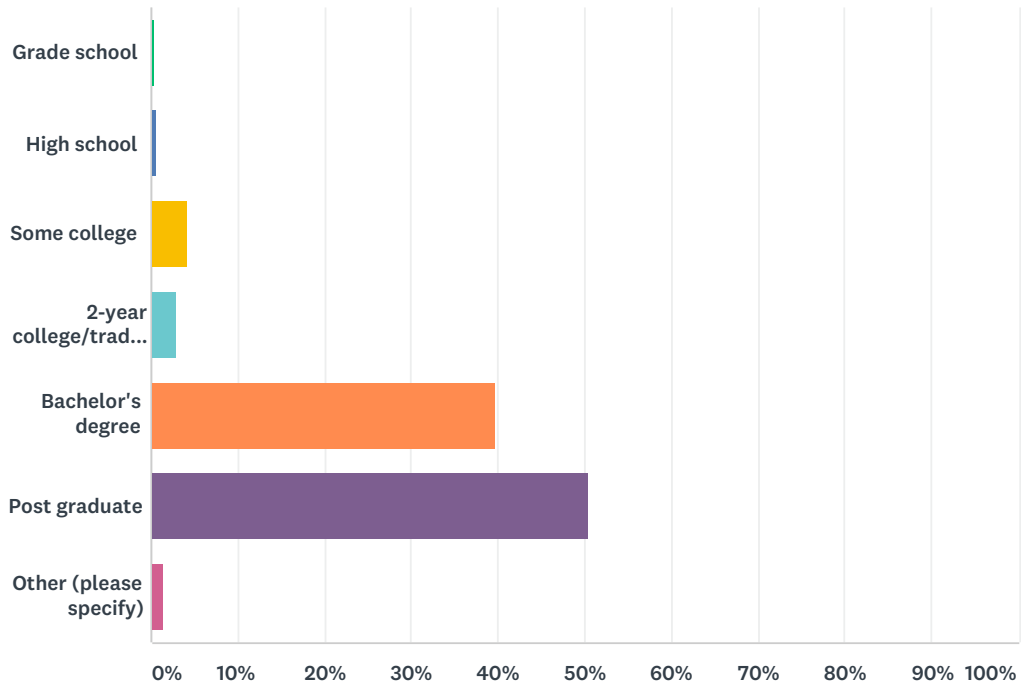
Answered: 853 Skipped: 1



ANSWER CHOICES	RESPONSES	
Less than one year	1.99%	17
One to five years	20.63%	176
Six to 10 years	16.41%	140
11 to 20 years	21.81%	186
21 to 30 years	16.88%	144
Over 30 years	22.27%	190
TOTAL		853

Q2 What category best describes your education level?

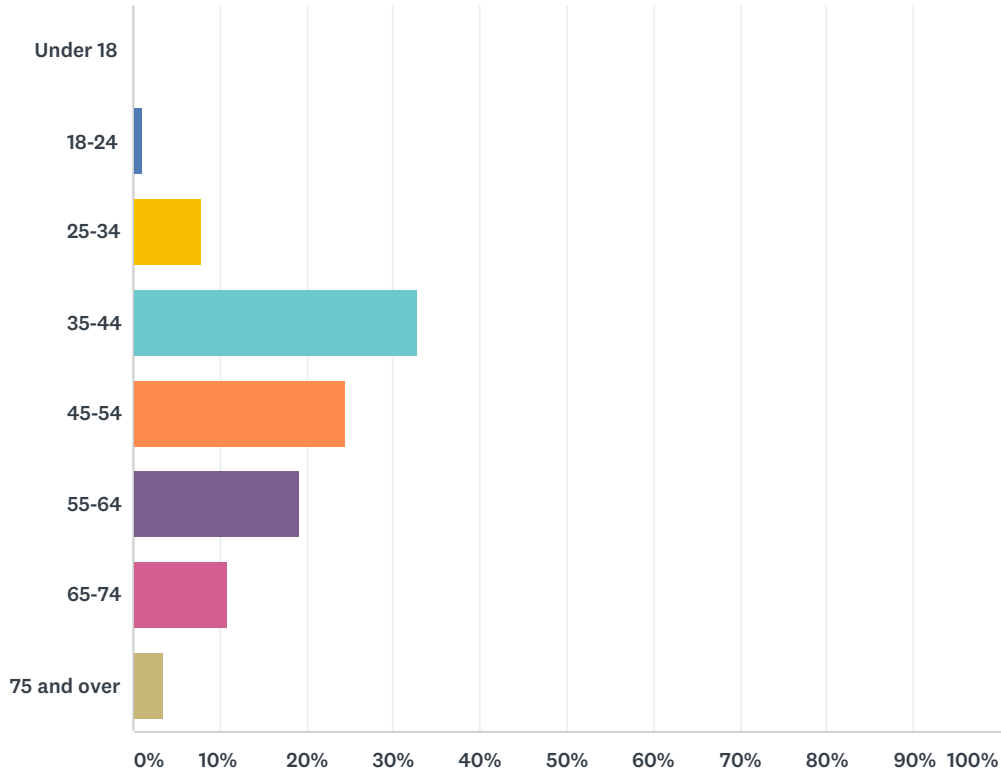
Answered: 849 Skipped: 5



ANSWER CHOICES	RESPONSES
Grade school	0.35% 3
High school	0.71% 6
Some college	4.24% 36
2-year college/trade school	2.94% 25
Bachelor's degree	39.81% 338
Post graduate	50.41% 428
Other (please specify)	1.53% 13
TOTAL	849

Q3 How old are you?

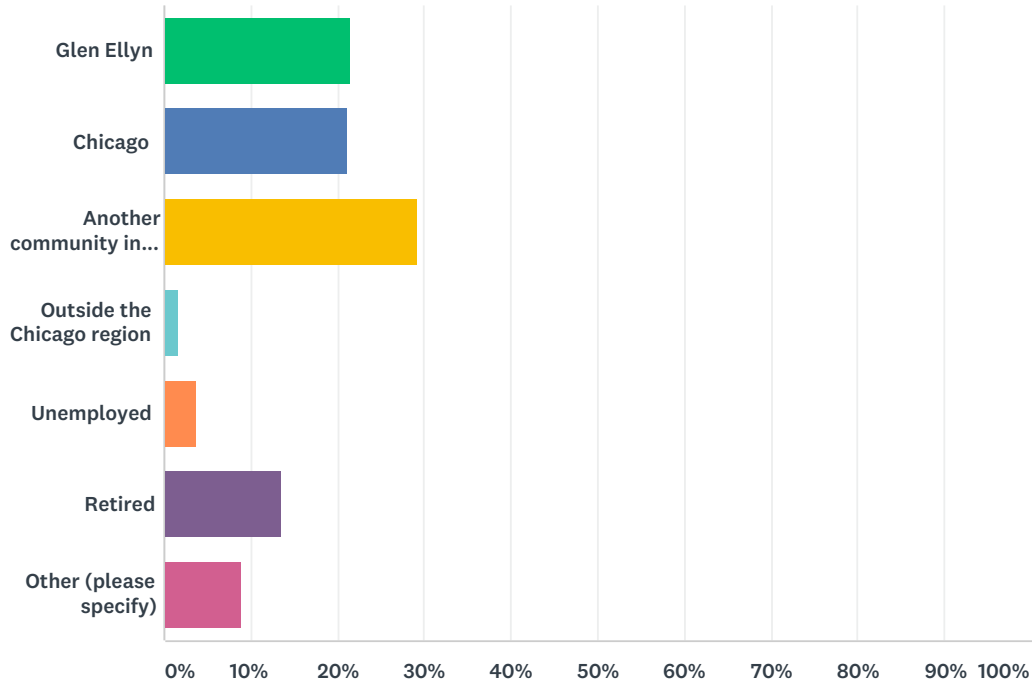
Answered: 849 Skipped: 5



ANSWER CHOICES	RESPONSES	
Under 18	0.00%	0
18-24	0.94%	8
25-34	7.89%	67
35-44	32.74%	278
45-54	24.50%	208
55-64	19.32%	164
65-74	10.95%	93
75 and over	3.65%	31
TOTAL		849

Q4 Where do you work?

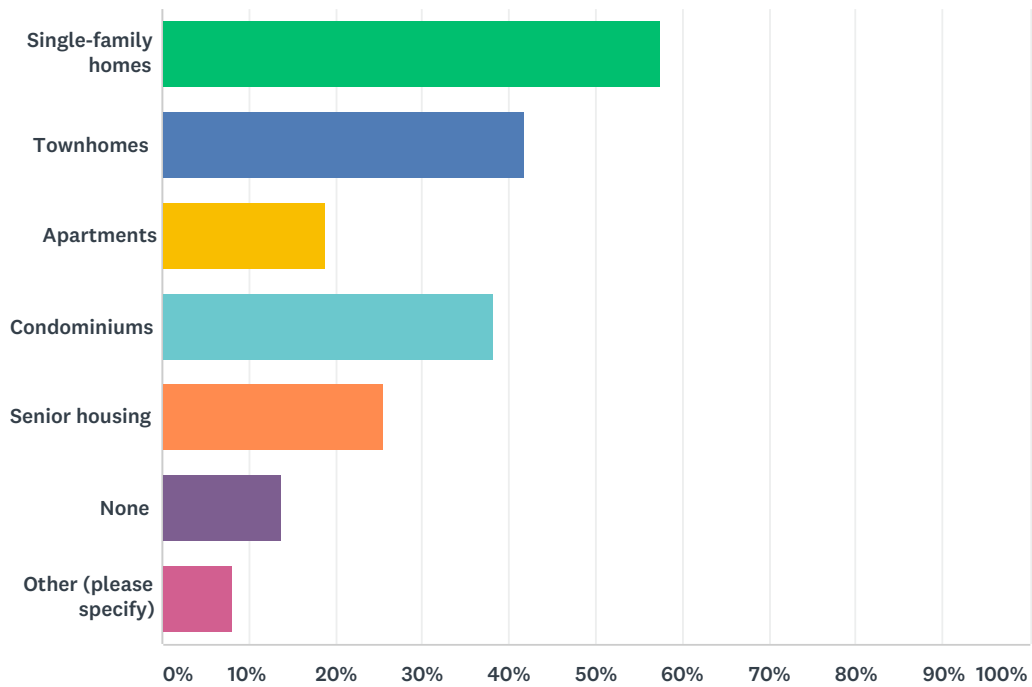
Answered: 851 Skipped: 3



ANSWER CHOICES	RESPONSES	
Glen Ellyn	21.62%	184
Chicago	21.03%	179
Another community in the Chicago region	29.38%	250
Outside the Chicago region	1.65%	14
Unemployed	3.76%	32
Retired	13.63%	116
Other (please specify)	8.93%	76
TOTAL		851

Q5 What kind of new residential development would you like to see in Glen Ellyn in the future? (Check all that apply)

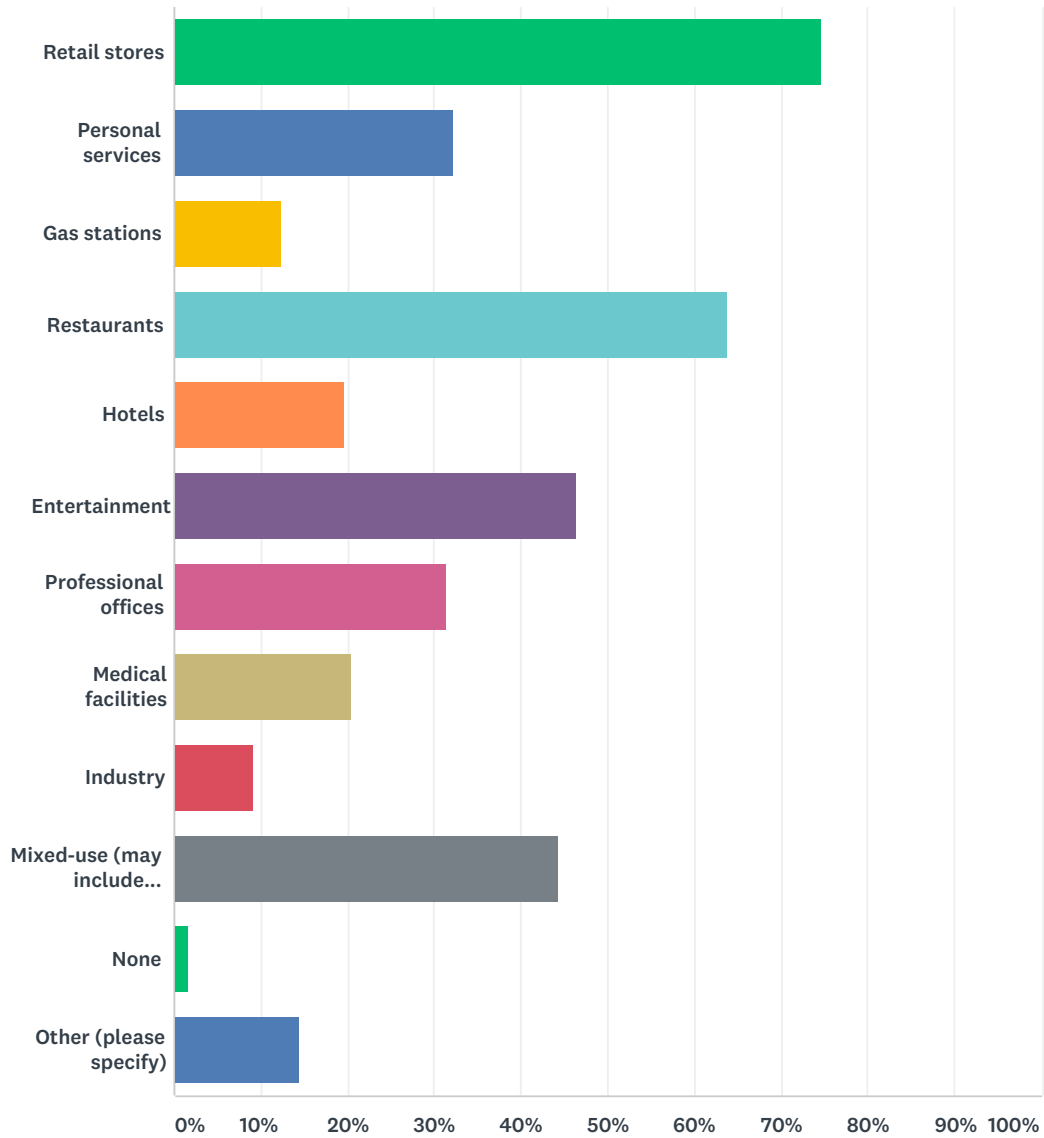
Answered: 816 Skipped: 38



ANSWER CHOICES	RESPONSES	
Single-family homes	57.48%	469
Townhomes	41.79%	341
Apartments	18.87%	154
Condominiums	38.24%	312
Senior housing	25.49%	208
None	13.73%	112
Other (please specify)	8.21%	67
Total Respondents: 816		

Q6 What kind of non-residential development would you like to see in Glen Ellyn in the future? (Check all that apply)

Answered: 821 Skipped: 33



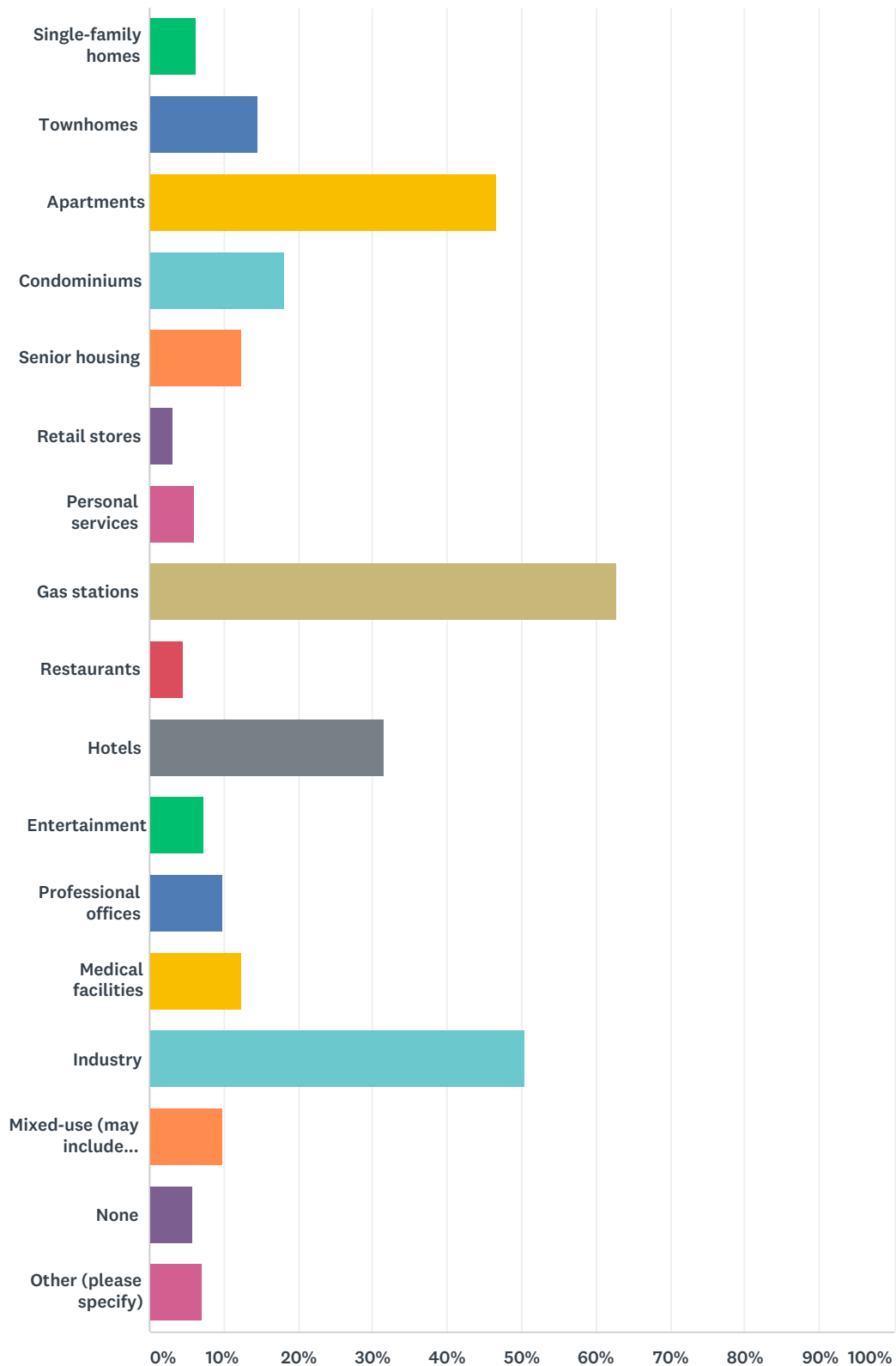
ANSWER CHOICES	RESPONSES	
Retail stores	74.67%	613
Personal services	32.28%	265
Gas stations	12.30%	101
Restaurants	63.82%	524
Hotels	19.61%	161
Entertainment	46.53%	382
Professional offices	31.30%	257

Glen Ellyn Comprehensive Plan - Resident Questionnaire

Medical facilities	20.58%	169
Industry	9.26%	76
Mixed-use (may include residential)	44.34%	364
None	1.71%	14
Other (please specify)	14.49%	119
Total Respondents: 821		

Q7 What kind of new development would you NOT like to see in Glen Ellyn in the future? (Check all that apply)

Answered: 767 Skipped: 87

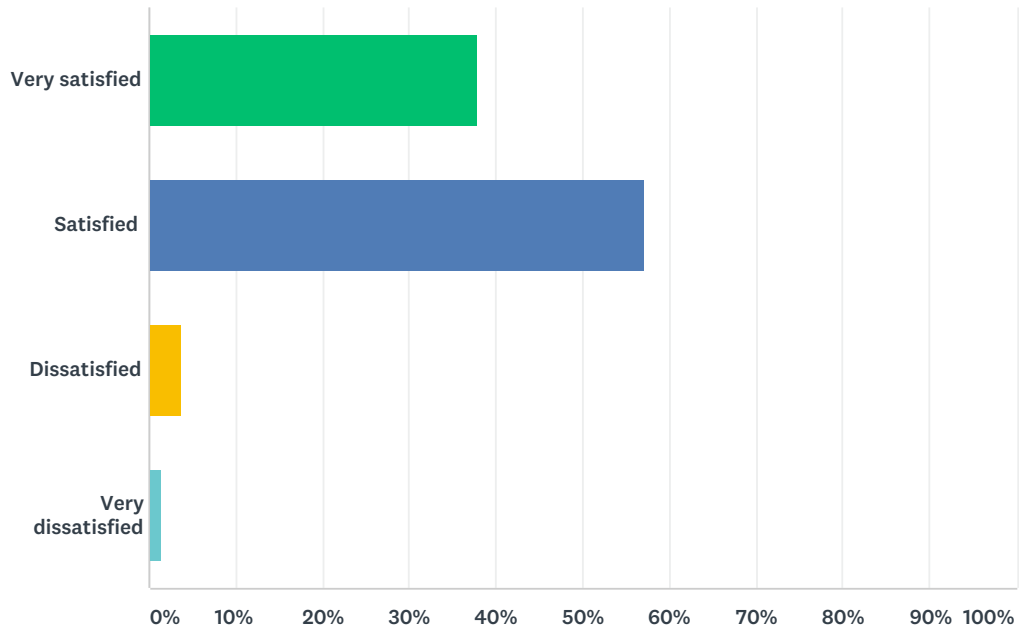


Glen Ellyn Comprehensive Plan - Resident Questionnaire

ANSWER CHOICES	RESPONSES	
Single-family homes	6.26%	48
Townhomes	14.60%	112
Apartments	46.68%	358
Condominiums	18.12%	139
Senior housing	12.39%	95
Retail stores	3.13%	24
Personal services	6.00%	46
Gas stations	62.84%	482
Restaurants	4.56%	35
Hotels	31.68%	243
Entertainment	7.30%	56
Professional offices	9.78%	75
Medical facilities	12.26%	94
Industry	50.46%	387
Mixed-use (may include residential)	9.91%	76
None	5.87%	45
Other (please specify)	7.17%	55
Total Respondents: 767		

Q8 Are you satisfied with the overall quality of life in Glen Ellyn?

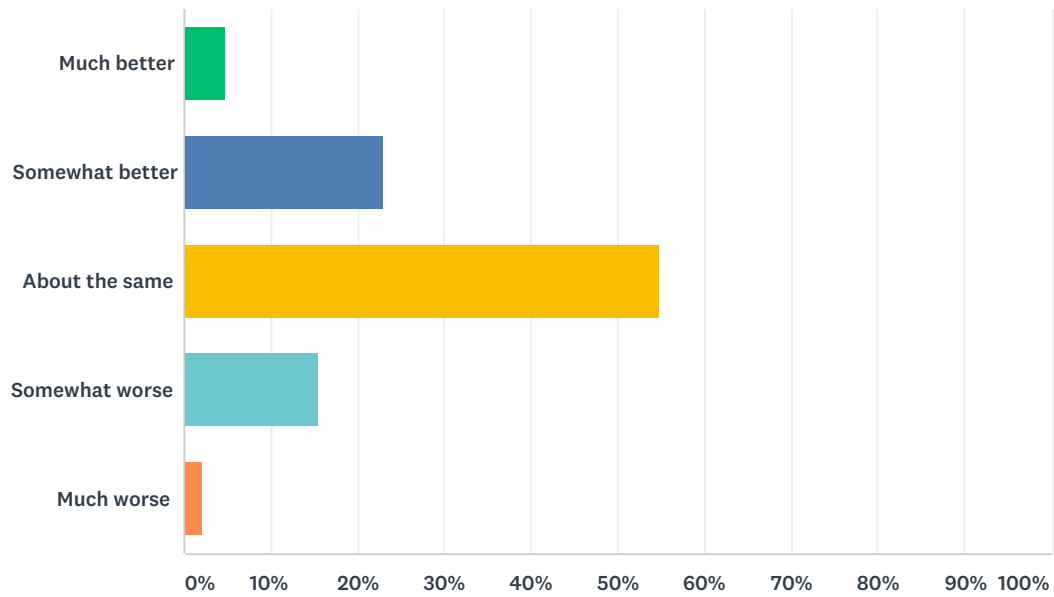
Answered: 799 Skipped: 55



ANSWER CHOICES	RESPONSES	
Very satisfied	37.80%	302
Satisfied	57.07%	456
Dissatisfied	3.75%	30
Very dissatisfied	1.38%	11
TOTAL		799

Q9 How does the quality of life in Glen Ellyn today compare to 10 years ago, or since you moved to Glen Ellyn if less than 10 years?

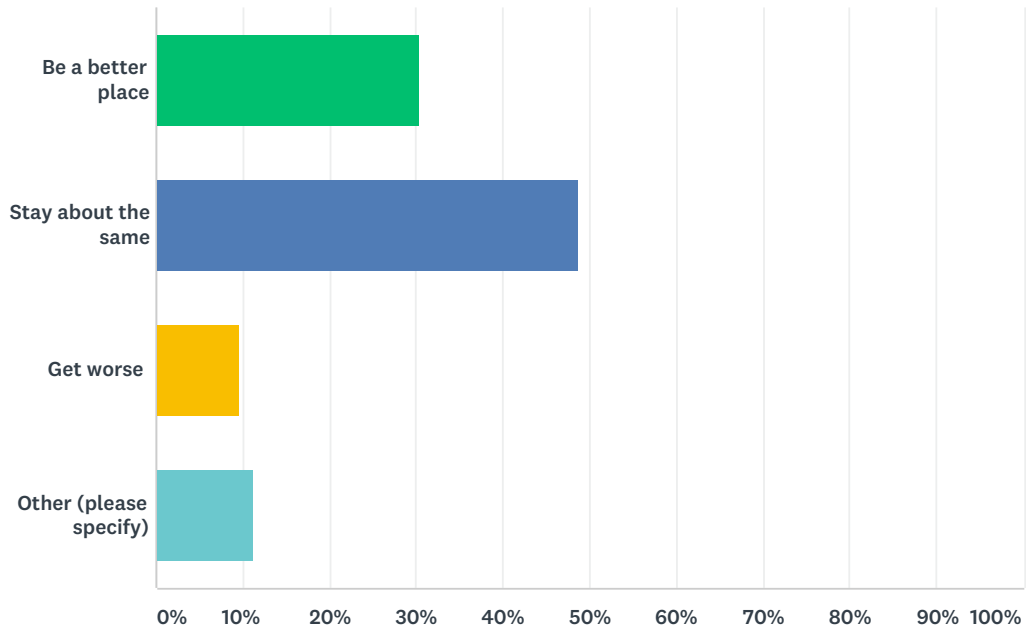
Answered: 793 Skipped: 61



ANSWER CHOICES	RESPONSES	
Much better	4.79%	38
Somewhat better	22.95%	182
About the same	54.73%	434
Somewhat worse	15.38%	122
Much worse	2.14%	17
TOTAL		793

Q10 In five years Glen Ellyn will...

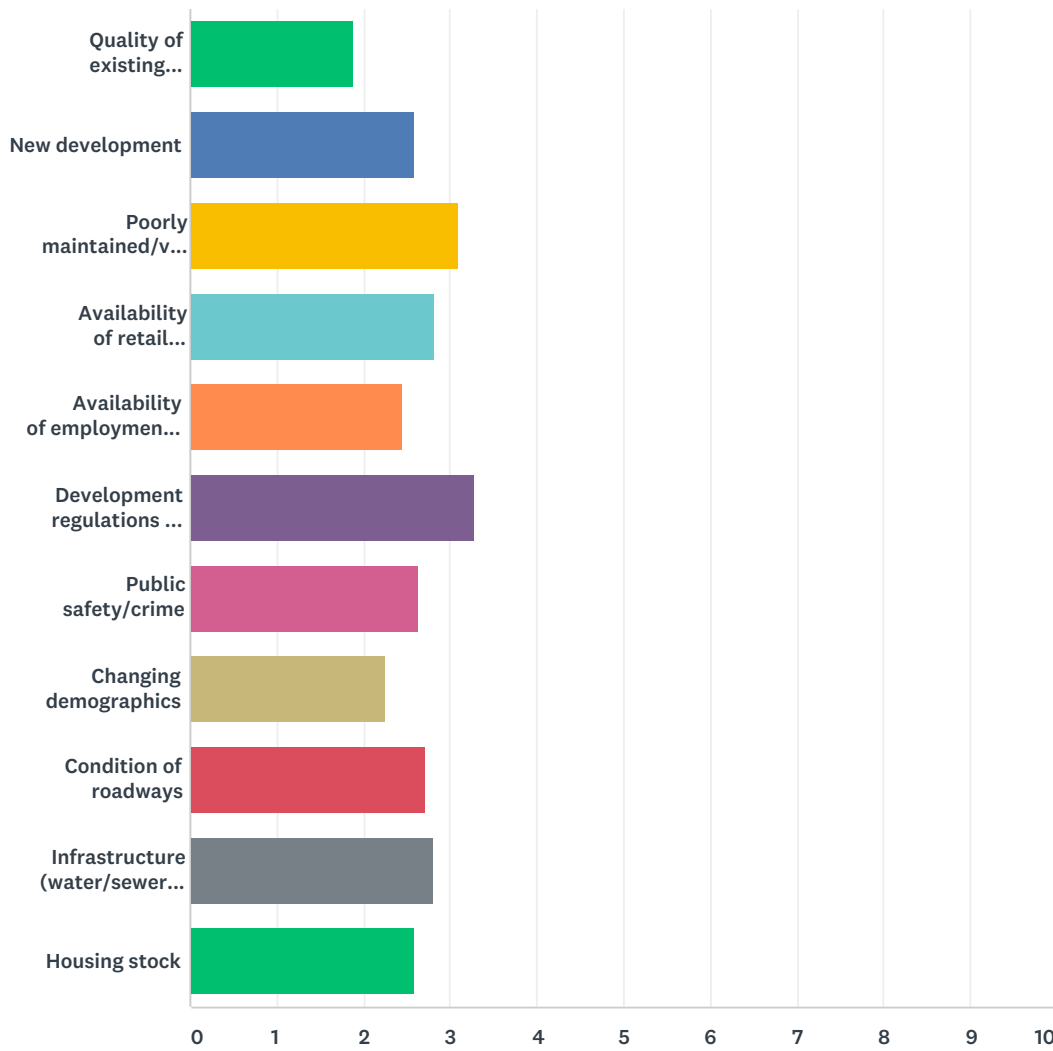
Answered: 791 Skipped: 63



ANSWER CHOICES	RESPONSES	
Be a better place	30.34%	240
Stay about the same	48.67%	385
Get worse	9.61%	76
Other (please specify)	11.38%	90
TOTAL		791

Q11 Please rate how each of the following currently threatens the quality of life in the community.

Answered: 796 Skipped: 58



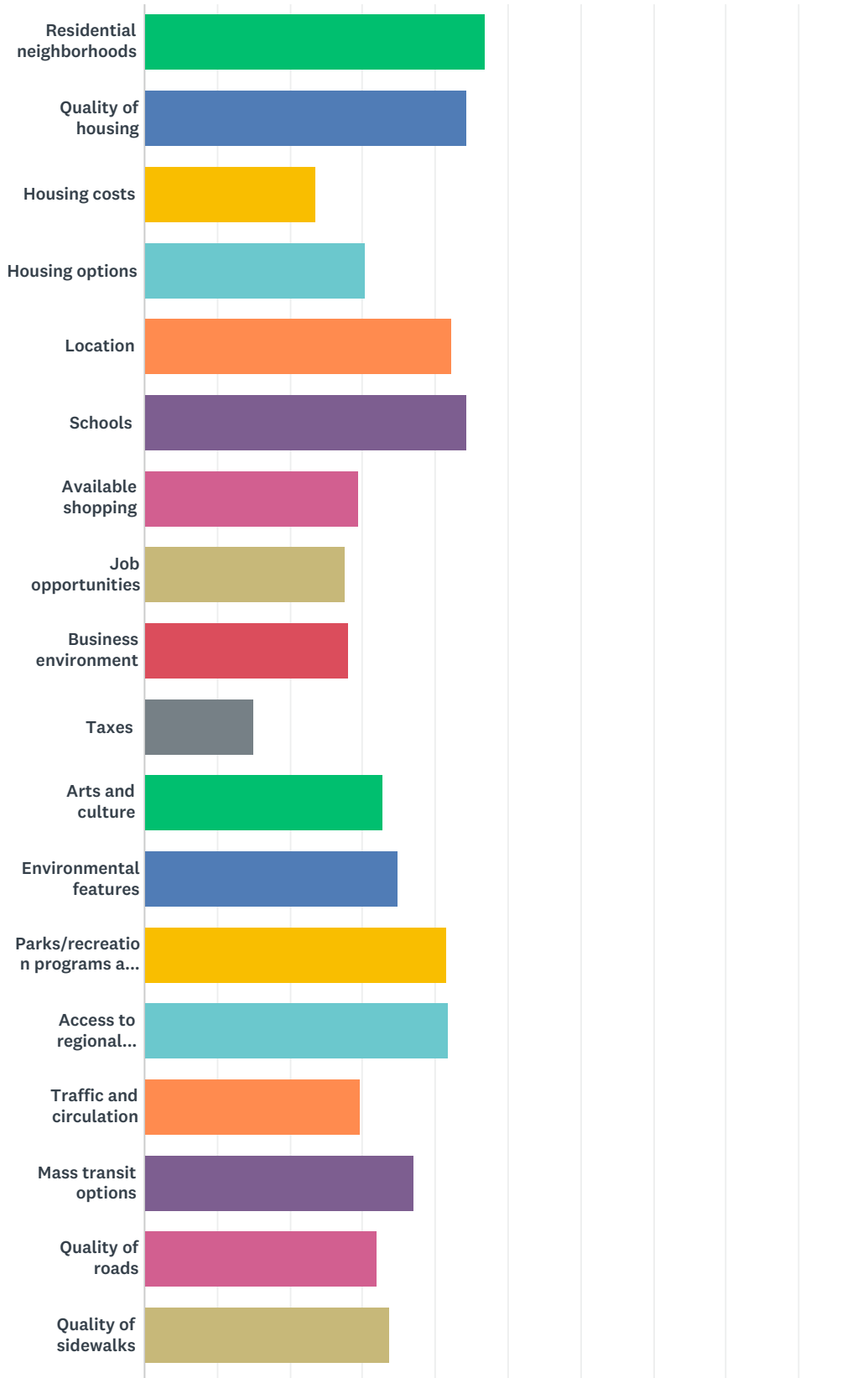
	NO THREAT		AVERAGE THREAT	(NO LABEL)	MAJOR THREAT	TOTAL	WEIGHTED AVERAGE
Quality of existing pedestrian trails/sidewalks	53.65% 426	13.48% 107	25.31% 201	4.91% 39	2.64% 21	794	1.89
New development	29.77% 228	15.14% 116	32.64% 250	11.36% 87	11.10% 85	766	2.59
Poorly maintained/vacant properties	14.75% 117	15.64% 124	34.05% 270	15.89% 126	19.67% 156	793	3.10
Availability of retail options	19.87% 156	13.12% 103	41.40% 325	15.54% 122	10.06% 79	785	2.83
Availability of employment opportunities	27.93% 219	15.94% 125	42.47% 333	10.20% 80	3.44% 27	784	2.45
Development regulations and policies	11.82% 93	11.05% 87	36.34% 286	17.41% 137	23.38% 184	787	3.29

Glen Ellyn Comprehensive Plan - Resident Questionnaire

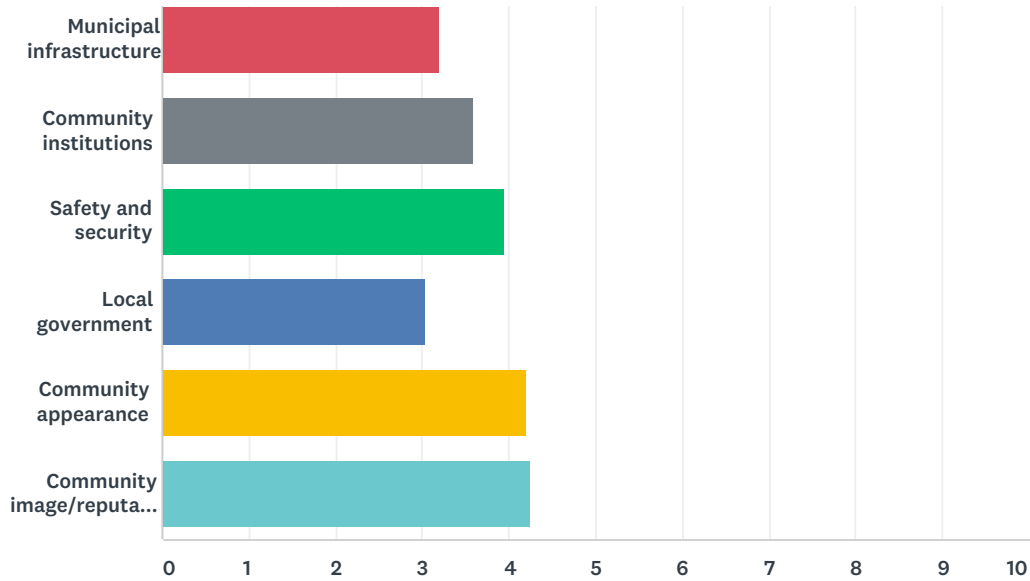
Public safety/crime	20.28% 158	24.26% 189	36.84% 287	8.47% 66	10.14% 79	779	2.64
Changing demographics	38.60% 303	17.71% 139	28.92% 227	8.15% 64	6.62% 52	785	2.26
Condition of roadways	19.36% 152	17.96% 141	42.93% 337	11.46% 90	8.28% 65	785	2.71
Infrastructure (water/sewer/utilities)	16.79% 132	18.58% 146	42.49% 334	12.47% 98	9.67% 76	786	2.80
Housing stock	21.29% 168	19.39% 153	42.71% 337	10.77% 85	5.83% 46	789	2.60

Q12 For each of the following, please rate if it is an advantage or disadvantage to living in Glen Ellyn:

Answered: 781 Skipped: 73



Glen Ellyn Comprehensive Plan - Resident Questionnaire



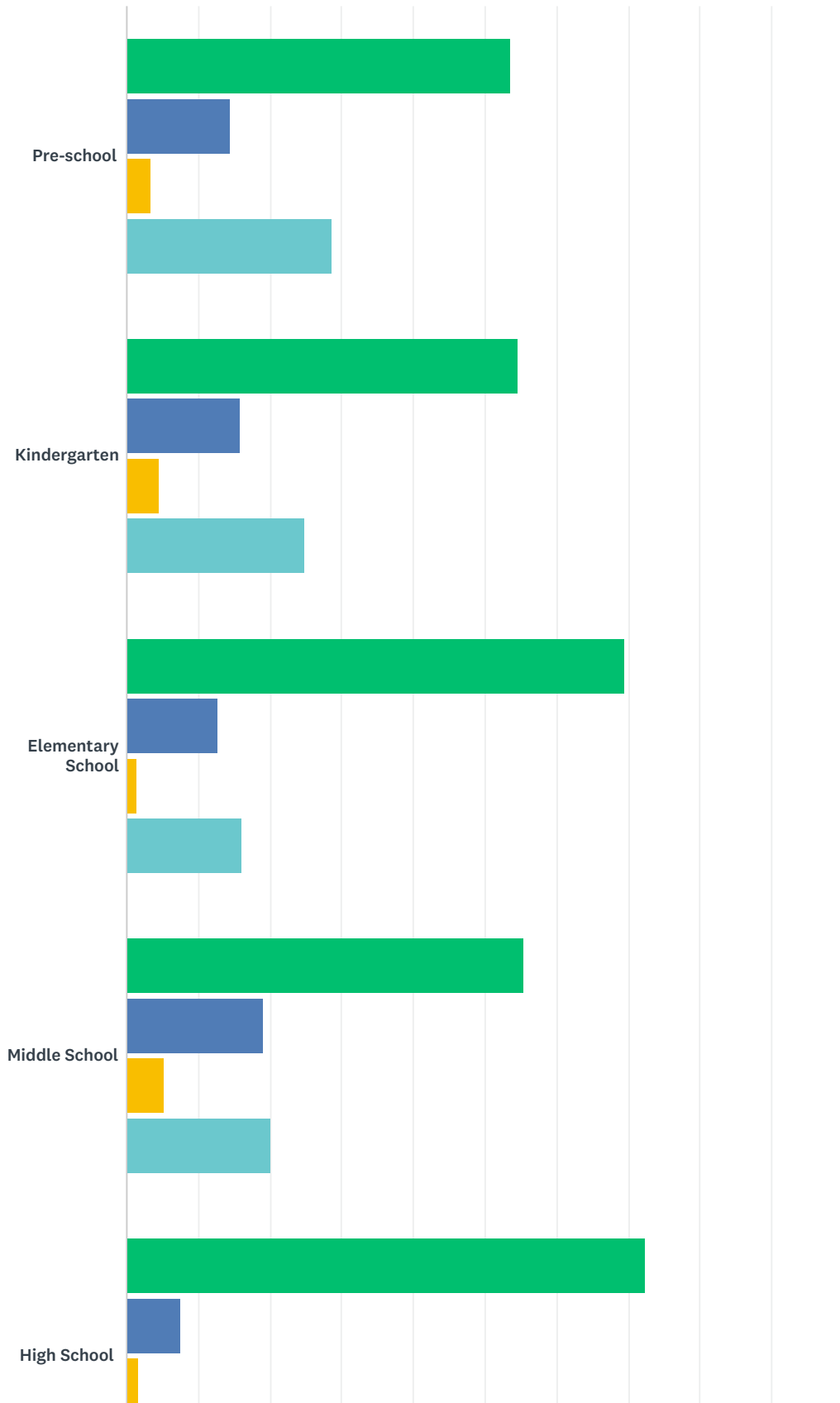
	DISADVANTAGE	(NO LABEL)	NEUTRAL	(NO LABEL)	ADVANTAGE	TOTAL	WEIGHTED AVERAGE
Residential neighborhoods	0.26% 2	0.26% 2	7.83% 61	15.02% 117	76.64% 597	779	4.68
Quality of housing	0.39% 3	0.64% 5	14.05% 109	24.48% 190	60.44% 469	776	4.44
Housing costs	28.09% 216	27.70% 213	29.65% 228	8.32% 64	6.24% 48	769	2.37
Housing options	9.42% 73	16.39% 127	48.77% 378	12.26% 95	13.16% 102	775	3.03
Location	1.68% 13	1.55% 12	20.93% 162	24.94% 193	50.90% 394	774	4.22
Schools	1.29% 10	1.67% 13	11.83% 92	23.01% 179	62.21% 484	778	4.43
Available shopping	12.58% 98	20.03% 156	40.95% 319	14.12% 110	12.32% 96	779	2.94
Job opportunities	9.23% 71	16.38% 126	65.80% 506	5.20% 40	3.38% 26	769	2.77
Business environment	7.40% 57	19.74% 152	61.56% 474	7.40% 57	3.90% 30	770	2.81
Taxes	67.10% 522	18.25% 142	12.08% 94	1.93% 15	0.64% 5	778	1.51
Arts and culture	5.43% 42	11.25% 87	46.57% 360	22.64% 175	14.10% 109	773	3.29
Environmental features	3.52% 27	5.74% 44	46.54% 357	25.29% 194	18.90% 145	767	3.50
Parks/recreation programs and facilities	1.68% 13	2.58% 20	16.93% 131	35.14% 272	43.67% 338	774	4.17
Access to regional transportation	2.18% 17	2.70% 21	18.87% 147	26.44% 206	49.81% 388	779	4.19
Traffic and circulation	8.63% 67	19.59% 152	47.29% 367	15.08% 117	9.41% 73	776	2.97

Glen Ellyn Comprehensive Plan - Resident Questionnaire

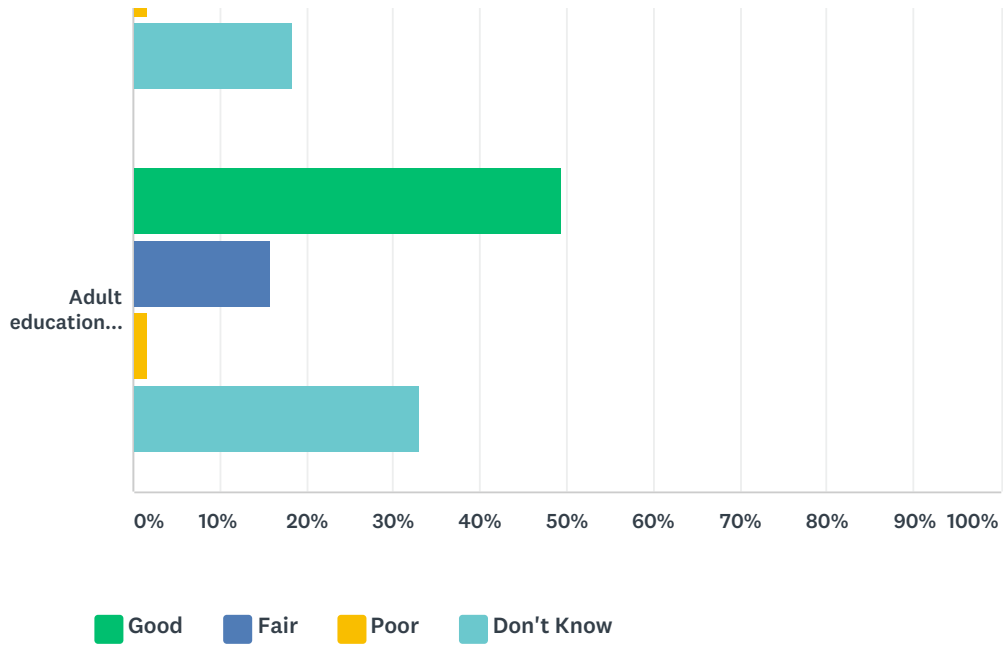
Mass transit options	5.03% 39	10.31% 80	26.29% 204	26.16% 203	32.22% 250	776	3.70
Quality of roads	6.74% 52	10.62% 82	49.09% 379	21.89% 169	11.66% 90	772	3.21
Quality of sidewalks	5.02% 39	8.24% 64	46.72% 363	24.45% 190	15.57% 121	777	3.37
Municipal infrastructure	5.82% 45	8.93% 69	53.82% 416	21.73% 168	9.70% 75	773	3.21
Community institutions	1.16% 9	3.62% 28	48.90% 378	27.04% 209	19.28% 149	773	3.60
Safety and security	2.97% 23	5.04% 39	23.64% 183	30.49% 236	37.86% 293	774	3.95
Local government	10.64% 82	14.01% 108	46.04% 355	19.84% 153	9.47% 73	771	3.04
Community appearance	0.90% 7	3.99% 31	16.09% 125	32.30% 251	46.72% 363	777	4.20
Community image/reputation	0.52% 4	4.28% 33	14.66% 113	30.48% 235	50.06% 386	771	4.25

Q13 How do you rate the following educational programs in Glen Ellyn?

Answered: 777 Skipped: 77



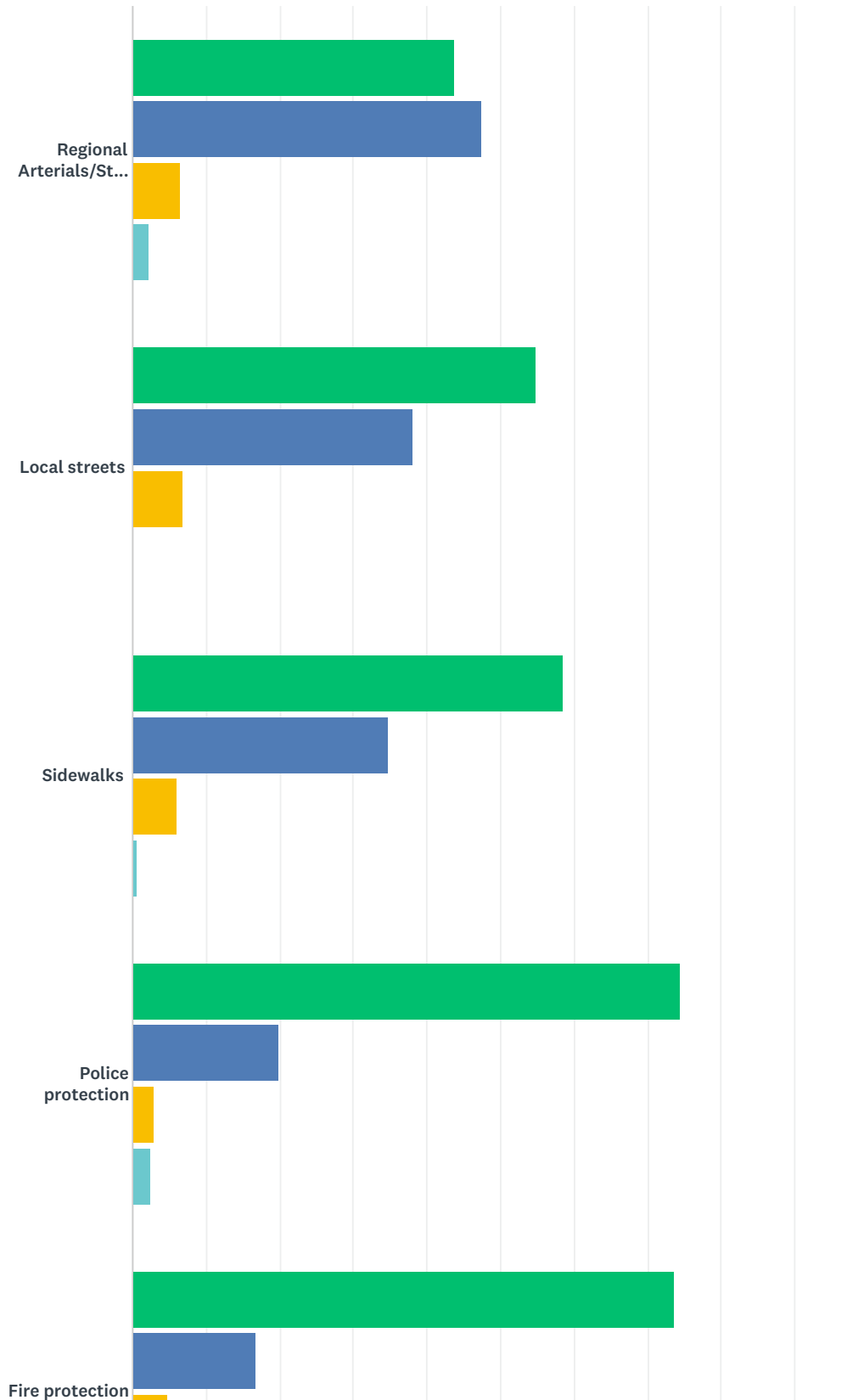
Glen Ellyn Comprehensive Plan - Resident Questionnaire



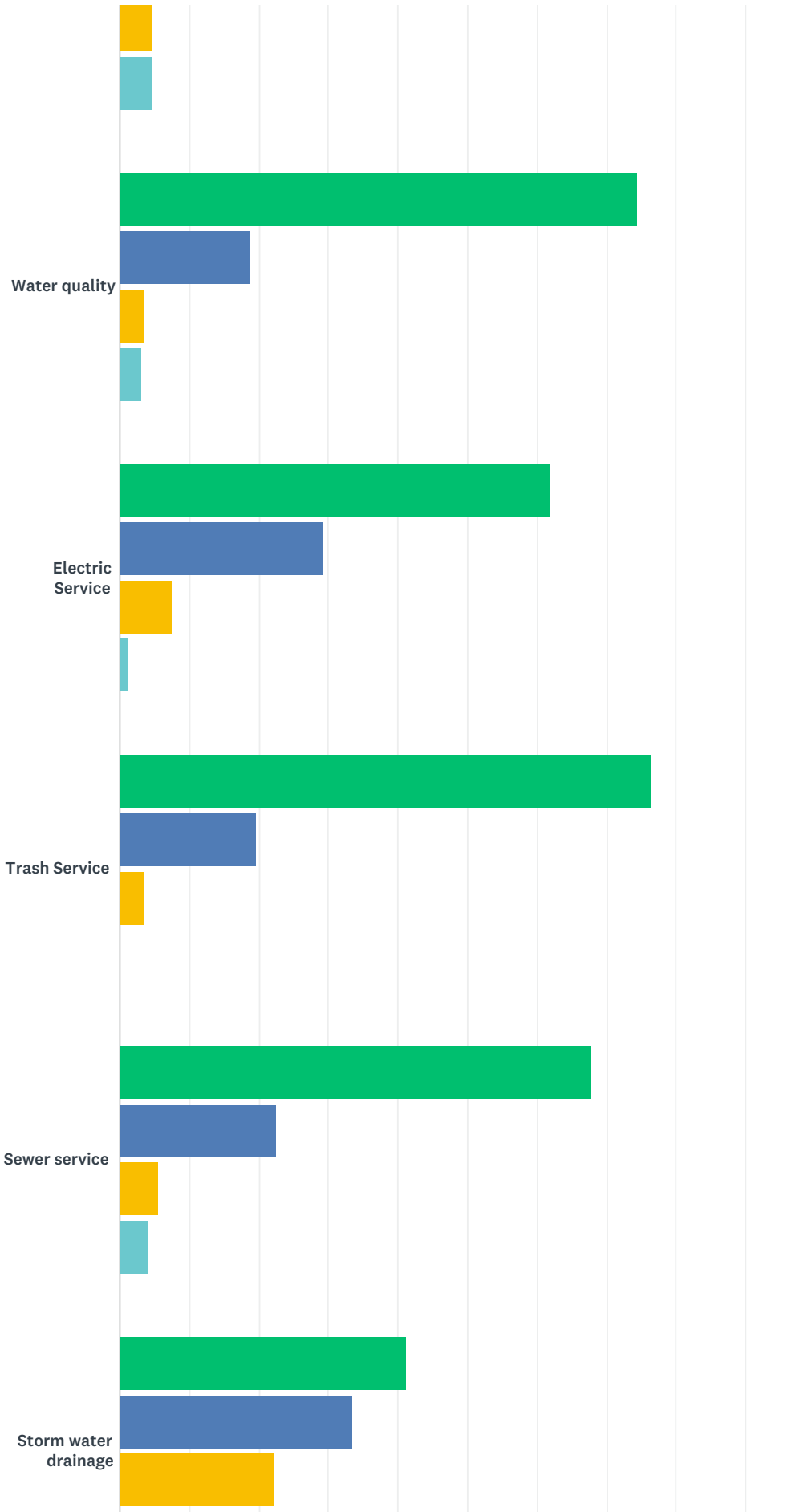
	GOOD	FAIR	POOR	DON'T KNOW	TOTAL
Pre-school	53.63% 414	14.38% 111	3.37% 26	28.63% 221	772
Kindergarten	54.64% 424	15.85% 123	4.64% 36	24.87% 193	776
Elementary School	69.56% 537	12.82% 99	1.55% 12	16.06% 124	772
Middle School	55.54% 431	19.07% 148	5.28% 41	20.10% 156	776
High School	72.42% 562	7.47% 58	1.68% 13	18.43% 143	776
Adult education (college/grad. levels)	49.47% 376	15.92% 121	1.58% 12	33.03% 251	760

Q14 How do you rate the following public facilities and services within Glen Ellyn or the surrounding area?

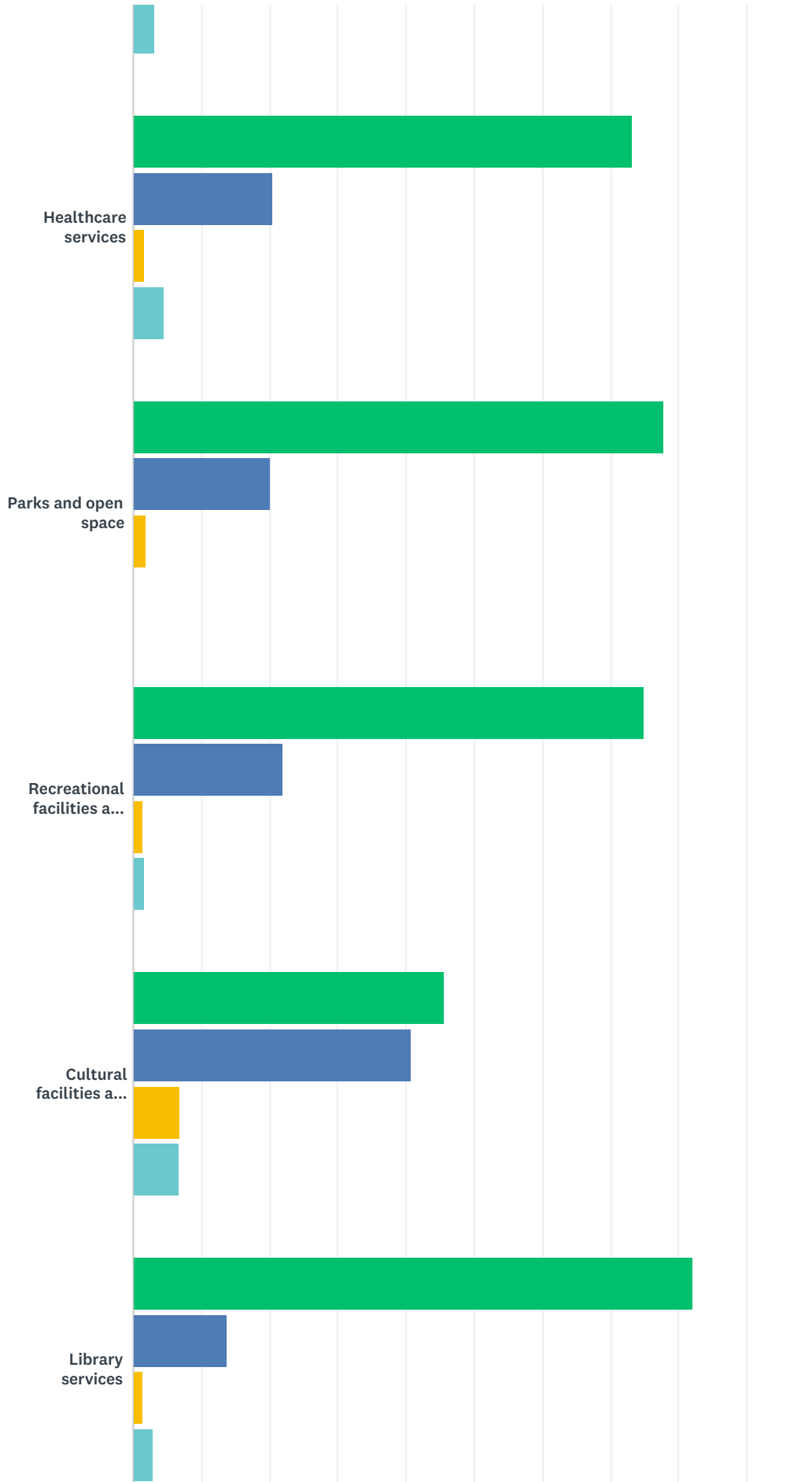
Answered: 775 Skipped: 79



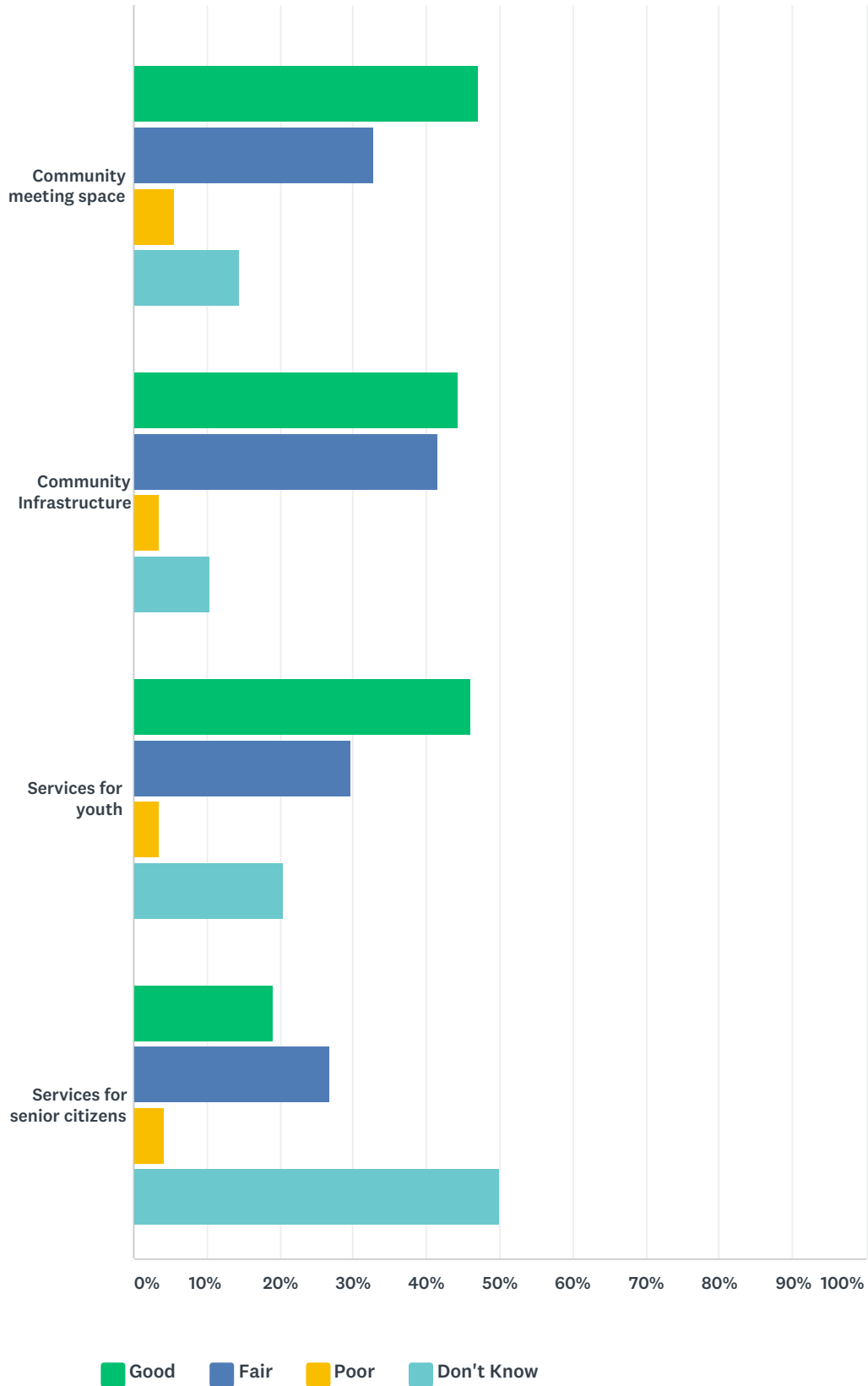
Glen Ellyn Comprehensive Plan - Resident Questionnaire



Glen Ellyn Comprehensive Plan - Resident Questionnaire



Glen Ellyn Comprehensive Plan - Resident Questionnaire



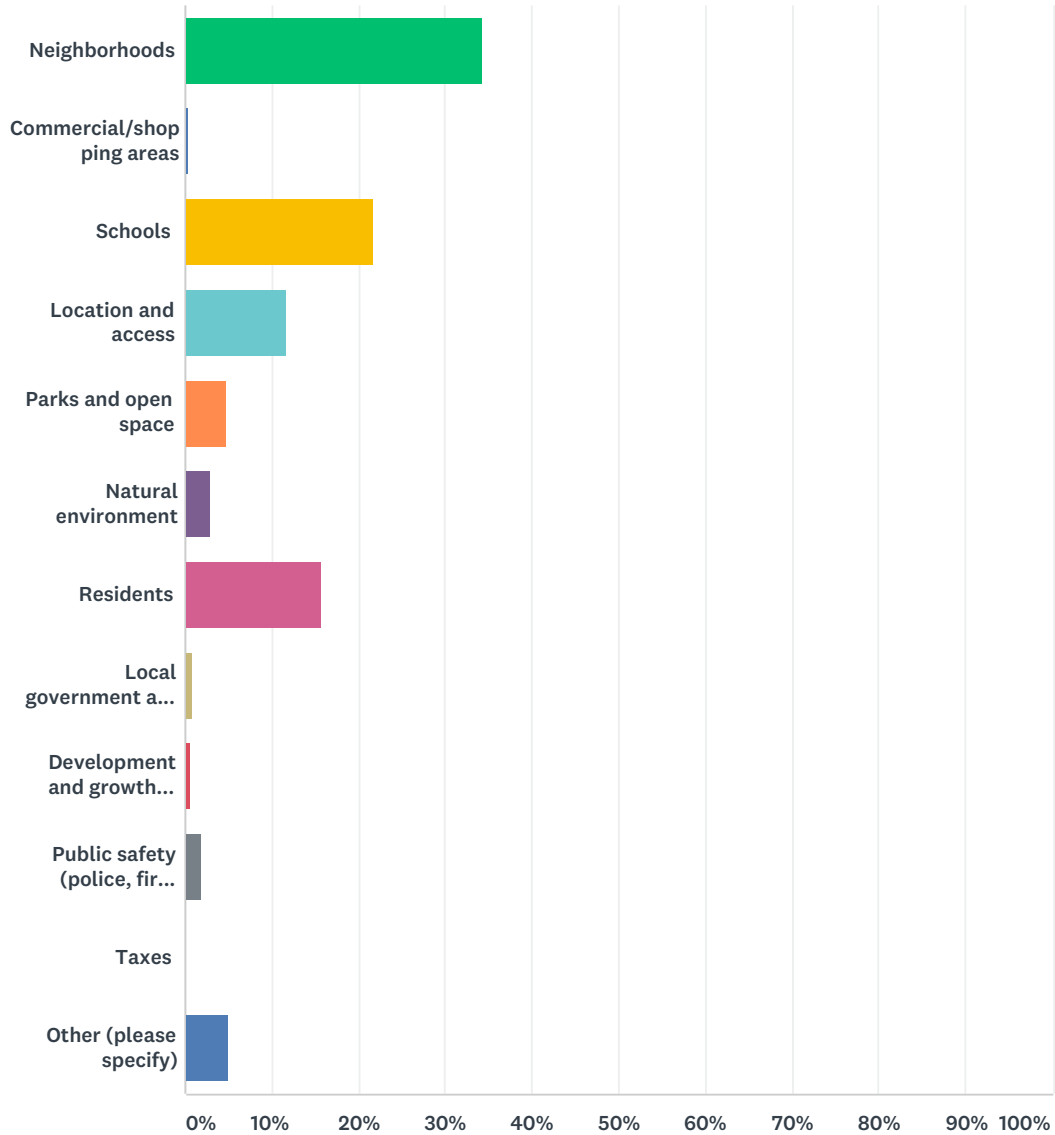
	GOOD	FAIR	POOR	DON'T KNOW	TOTAL
Regional Arterials/State Roads	43.62% 335	47.53% 365	6.51% 50	2.34% 18	768
Local streets	54.79% 423	38.08% 294	6.99% 54	0.13% 1	772

Glen Ellyn Comprehensive Plan - Resident Questionnaire

Sidewalks	58.52% 450	34.72% 267	6.11% 47	0.65% 5	769
Police protection	74.48% 575	19.95% 154	2.98% 23	2.59% 20	772
Fire protection	73.74% 570	16.69% 129	4.79% 37	4.79% 37	773
Water quality	74.55% 577	18.73% 145	3.62% 28	3.10% 24	774
Electric Service	62.02% 480	29.20% 226	7.62% 59	1.16% 9	774
Trash Service	76.46% 591	19.66% 152	3.62% 28	0.26% 2	773
Sewer service	67.75% 521	22.50% 173	5.59% 43	4.16% 32	769
Storm water drainage	41.29% 320	33.42% 259	22.19% 172	3.10% 24	775
Healthcare services	73.14% 561	20.47% 157	1.69% 13	4.69% 36	767
Parks and open space	77.88% 602	20.18% 156	1.81% 14	0.13% 1	773
Recreational facilities and programs	74.97% 578	21.92% 169	1.43% 11	1.69% 13	771
Cultural facilities and programs	45.61% 353	40.83% 316	6.85% 53	6.72% 52	774
Library services	81.99% 633	13.73% 106	1.42% 11	2.85% 22	772
Community meeting space	47.03% 364	32.95% 255	5.68% 44	14.34% 111	774
Community Infrastructure	44.27% 340	41.54% 319	3.65% 28	10.55% 81	768
Services for youth	46.10% 355	29.74% 229	3.64% 28	20.52% 158	770
Services for senior citizens	18.94% 146	26.85% 207	4.28% 33	49.94% 385	771

Q15 What is Glen Ellyn's greatest strength?

Answered: 775 Skipped: 79



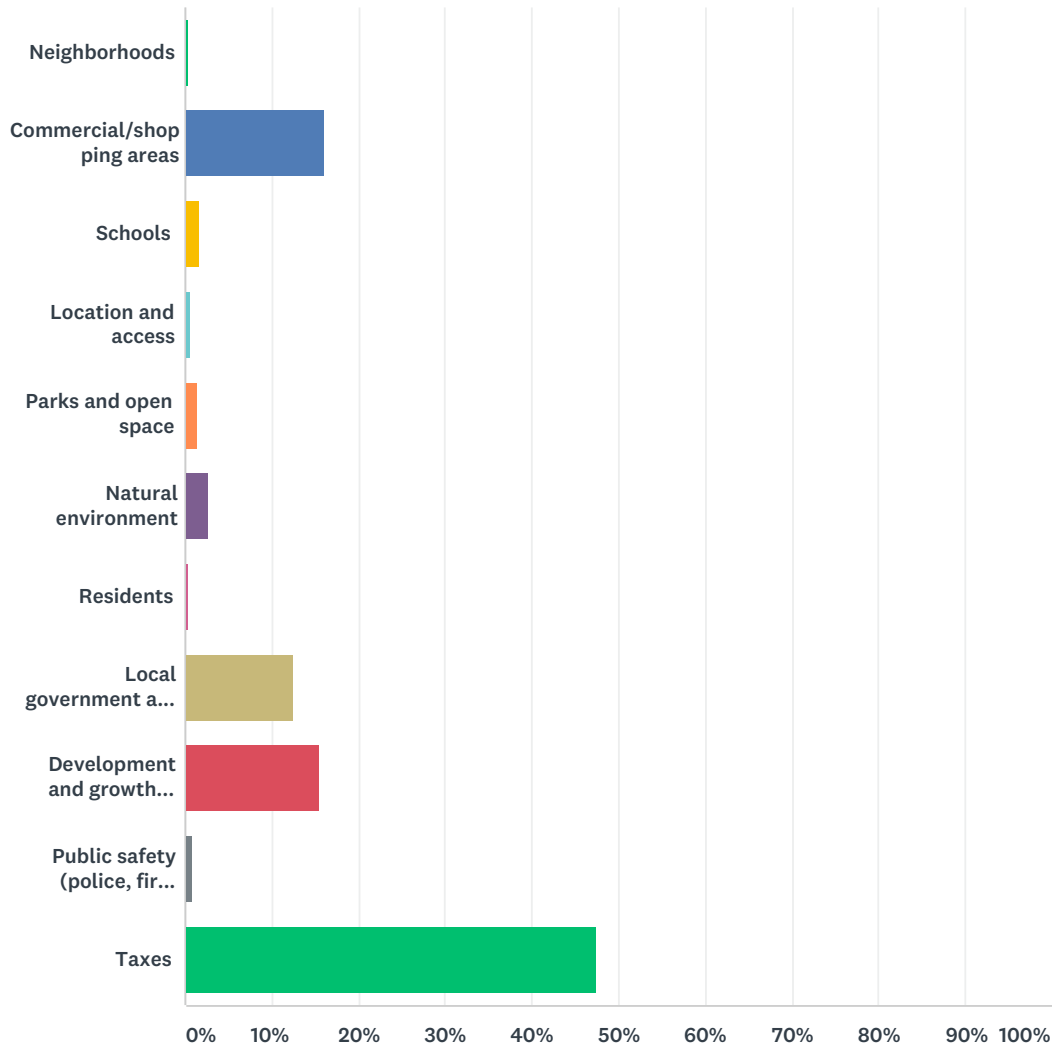
ANSWER CHOICES	RESPONSES	
Neighborhoods	34.32%	266
Commercial/shopping areas	0.39%	3
Schools	21.81%	169
Location and access	11.74%	91
Parks and open space	4.77%	37
Natural environment	2.84%	22
Residents	15.74%	122
Local government and services (regulations, infrastructure, etc.)	0.77%	6

Glen Ellyn Comprehensive Plan - Resident Questionnaire

Development and growth potential	0.65%	5
Public safety (police, fire, etc.)	1.94%	15
Taxes	0.00%	0
Other (please specify)	5.03%	39
TOTAL		775

Q16 What is Glen Ellyn's greatest weakness or need for improvement?

Answered: 689 Skipped: 165



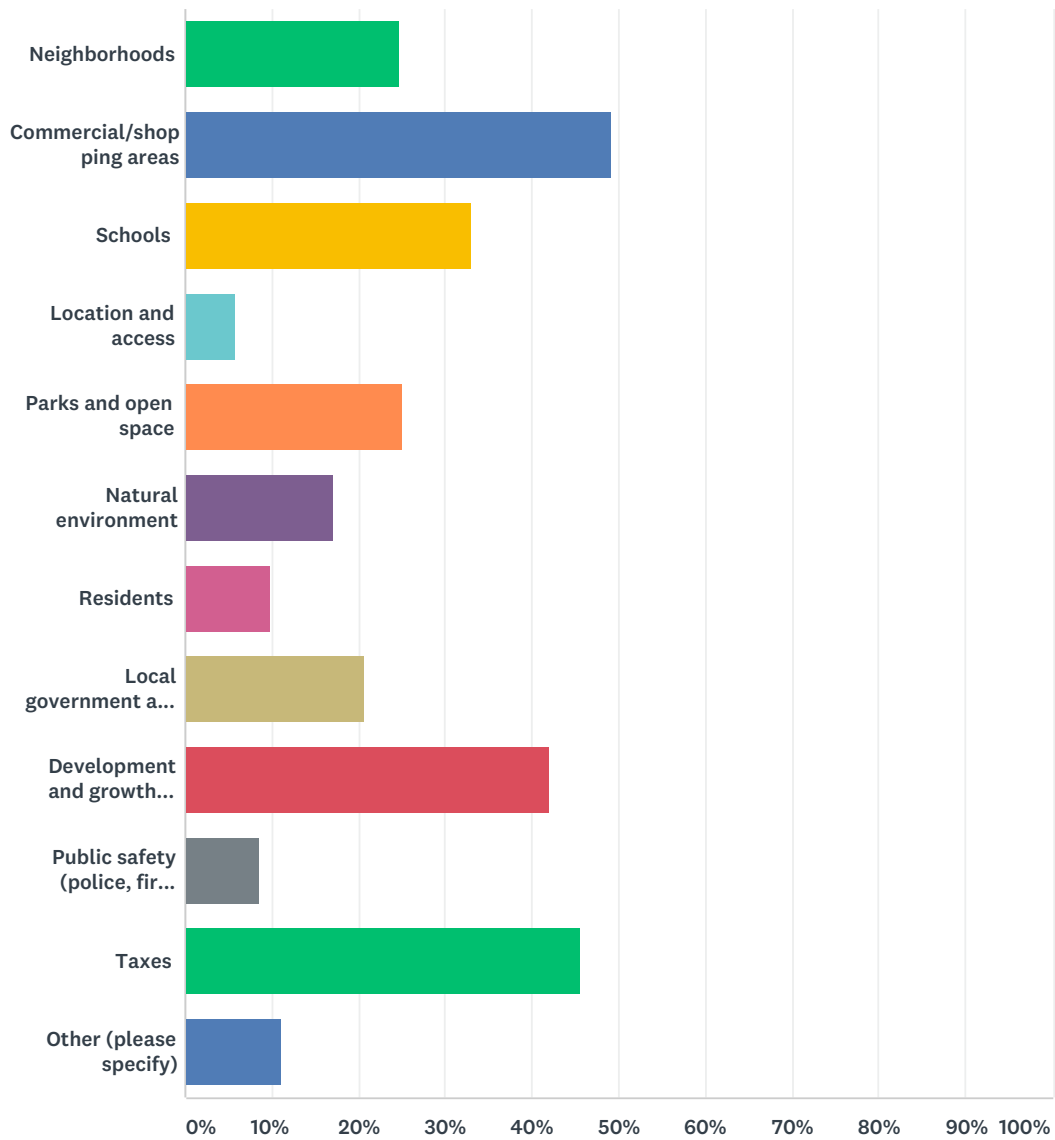
ANSWER CHOICES	RESPONSES
Neighborhoods	0.44% 3
Commercial/shopping areas	16.11% 111
Schools	1.60% 11
Location and access	0.73% 5
Parks and open space	1.45% 10
Natural environment	2.76% 19
Residents	0.44% 3
Local government and services (regulations, infrastructure, etc.)	12.63% 87
Development and growth potential	15.53% 107
Public safety (police, fire, etc.)	0.87% 6

Glen Ellyn Comprehensive Plan - Resident Questionnaire

Taxes	47.46%	327
TOTAL		689

Q17 What are the top three priorities the Comprehensive Plan should focus on improving or preserving? (Choose three)

Answered: 771 Skipped: 83



ANSWER CHOICES	RESPONSES	
Neighborhoods	24.64%	190
Commercial/shopping areas	49.16%	379
Schools	33.07%	255
Location and access	5.84%	45
Parks and open space	25.16%	194
Natural environment	17.12%	132
Residents	9.86%	76

Glen Ellyn Comprehensive Plan - Resident Questionnaire

Local government and services (regulations, infrastructure, etc.)	20.62%	159
Development and growth potential	42.15%	325
Public safety (police, fire, etc.)	8.56%	66
Taxes	45.53%	351
Other (please specify)	11.02%	85
Total Respondents: 771		